

## How to select Part Numbers and Order ?

UTX  $\frac{\quad}{1}$  -  $\frac{\quad\quad\quad}{2}$   $\frac{\quad\quad}{3}$  -  $\frac{\quad\quad}{4}$  -  $\frac{\quad}{5}$  -  $\frac{\quad\quad\quad\quad\quad}{6}$

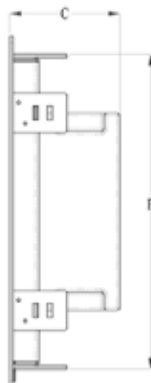

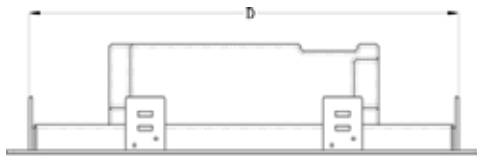
- 1 Choice of Operating system, P for Dedicated/Proprietary, C for Windows CE
- 2 Size of Display, 04 for 3.5", 06 for 6", 08 for 8", 10 for 10", 15 for 15" display
- 3 Type of Display, WB for White on Blue (6" PV700 model only), TC for TFT Color
- 4 Optional Driver/NetView card/Standard or SE Series
  - 0 - Standard Toughpanel, RS232 and RS422/485 ports, all serial drivers and expansion slots
  - S - Serial only (SE Series without expansion slots, SE Series not available with CE OS model)
  - SE - Serial & Ethernet (SE Series without expansion slots, SE Series not available with CE OS model)
  - C - Mitsubishi CCLink
  - CN - ControlNet
  - D - DeviceNet
  - H - DH+ and Remote I/O
  - M - Modbus Plus
  - N - Netview-Control and Data storage
  - P - Profibus
  - U - Universal Ethernet (not required when selecting C in Field 1)

\* Note: optional network drivers C, CN, D, H, M, P, U and Netview option N, are available only on 6" PV700, 8", 10" and 15" models and not available on SE Series.
- 5 Bezel Material, A for Aluminium, S for Stainless Steel
- 6 Special Bezel,
  - PV700 for PanelView Plus 700
  - PV1000 for PanelView 1000 or 1000E
  - PV1200 for PanelView 1200

## Toughpanel Bezel Dimensions and Panel Cut-Out

Model Number	Panel Width	Panel Height	Panel Depth	Cut-out Width	Cut-out Height
UTX-04TC-X-X *	152 (5.98")	122 (4.80")	38.87 (1.53")	132 (5.20")	102.4 (4.03")
UTX-06TC-X-X *	170.5 (6.71")	137 (5.39")	61.39 (2.41")	155 (6.10")	123.5 (4.86")
UTX-06TC-X-X-PVP700	246 (9.69")	179 (7.05")	81.66 (3.21")	220 (8.67")	154 (6.08")
UTX-08TC-X-X	274 (10.79")	216 (8.50")	79.6 (3.13")	259 (10.20")	201 (7.91")
UTX-10TC-X-X	317.5 (12.5")	241 (9.48")	79.6 (3.13")	305 (12.00")	224 (8.81")
UTX-10TC-X-X-PV1000	370 (14.57")	282 (11.10")	79.6 (3.13")	338 (13.31")	257 (10.12")
UTX-10TC-X-X-PV1200	351 (13.82")	342 (13.46")	79.6 (3.13")	318 (12.52")	316 (12.44")
UTX-15TC-X-X	416 (16.38")	330 (12.99")	93.63 (3.68")	391 (15.39")	305 (12.01")

\* - With only SE Series models



Note -

A - Panel Width, B - Panel Height, C - Product Depth,  
D - Panel Cut-out Width, E - Panel Cut-out Height