


Toughpanel with Dedicated Processor

Flash Card & Flash Firmware

Flash card module can be used to back up the user program and provide program portability. Flash firmware allows you to quickly upgrade the firmware in the field. 512K, 1M or 2M flash modules are available.



Flash memory location
RAM memory location
Battery




Connector for network interface or other option cards

RJ45 Connector in place of 15-pin D-Sub for Universal Ethernet models


Memory Types

Store user program in the battery backed RAM memory or a Flash memory card is required to maintain the program if battery power is lost.

Power Connector PLC Port COM1 Port



RAM memory card installed



RS232 and RS 422/485 Ports


Com1 is RS232 which can be used for both PLC communication or programming the panel from a PC. RS 422/485 is an auxiliary port that can be used for PLC communication or connection to another device like a barcode printer

Additional RAM

512K or 1MB RAM modules are available for memory expansion sometimes recommended for bitmap extensive larger screens.

...Modules, Network Interface and Option Modules

Toughpanel with Windows CE Processor



RS232 and RS 422/485 Ports

Com1 is RS232 which can be used for both PLC communication or programming the panel from a PC.
Com 2 is RS422/485 is an auxiliary port that can be used for PLC communication or connection to another device like a barcode printer

Ethernet Port

Ethernet port can be used simultaneously for **communicating to PLC, programming the panel, UTDaq** and for NetView and Control.

All Toughpanels have Conformal Coating as a Standard

AVG, Uticor and Autotech, produce a number of products such as Autotech's legendary Digisolver which has Epoxy potting. All Toughpanels have a conformal coat on its Printed Circuit Boards which increases the life of the product by protecting inner circuits and components from moisture, salt spray, aggressive chemicals and vapors. Conformal coating **also protects the Toughpanel from airborne particles and dust which make Toughpanels ideal for rough environments such as found in the tire, mining and metal industries.**

NetView and Control (NVC) option Card for Toughpanels with Dedicated Processor

Available on any Toughpanel with dedicated processor and having 512K or more RAM and Flash memory

