







Uticor Tough panel Selection Guide and Specifications

Uticor Tough panel 5.7-inch Model Specifications			
Part Number	UTP-04TC-X-XX (Dedicated OS with Optional Ethernet Port, No Optional Card Capability)	UTP-06TC-X-X (Dedicated OS or CE OS, option cards, universal ethernet option)	UTX-06TC-X-X-PVP700 (Dedicated OS or CE OS, option cards, universal ethernet option)
			
Specification	3.5" TFT Color	5.7" White on Blue	5.7" TFT Color
Enclosure	NEMA 4/4X, IP 66, Class I, Div. II with FDA Compliance, Aluminum or Stainless Steel		
Display View Area	2.87" x 2.18" (72.9 x 55.4mm)	4.57" x 3.44" (116.2 x 87.4 mm)	
Screen Pixels	320 x 240		
Backlight	White LED	CCFL	White LED
Brightness (Nits)	500	140	500
Life (Hours)	100,000hrs@60°C	40,000 hrs@25°C	100,000 hrs@ 60°C
Cell Matrix	8 x 6 - 48 resistive cells	8 x 6 - 48 resistive cells	8 x 6 - 48 resistive cells for SE Series 16 x 12 for a total of 192 resistive cells for Standard Dedicated OS, Analog Resistive for CE OS
CPU Type	Motorola Coldfire 32-bit, 40 MHz for Dedicated OS, Alchemy 333 MHz		
Power Supply Required	24VDC (20-30VDC operating range), 1.5A switching		
Power @ 24 VDC (watts)	15 Watts	16 Watts	16 Watts
Approvals	UL, CUL, CE		
Operating Temp.	-20° to 60° C (-4 to 140° F)	0° to 45° C (32 to 113° F)	-20° to 60° C (-4 to 140° F)
Storage Temp.	-20° to 60° C (-4 to 140° F)	-20° to 60° C (-4 to 140° F)	-20° to 65° C (-4 to 149° F)
Humidity	10-95% RH, relative humidity		
Electrical Noise	NEMA ICS 2-230 showering arc ANSI C37.90a-1974 SWC Level C Chattering Relay Test		
Withstand Voltage	1000VDC (1 minute), between power supply input terminal and protective ground (FG)		
Insulation Res.	Over 20 MΩ, between power supply input and terminal and protective ground (FG)		
Vibration	5 to 55Hz 3G for 2 hours in the X, Y and Z axes		
Shock	20G for under 12ms in the X, Y and Z axes		
User Memory - System RAM	512 KB	512 KB for Dedicated OS and 64MB for CE OS	
User Memory - Exp. RAM	None	512 KB and 1 MB for Dedicated OS and No expansion on CE OS or SE Series	
User Memory - Flash	1 MB	For Dedicated OS: 1MB or 2MB Flash card for user program back-up, No flash option for SE Series For CE OS: 2MB internal for HMI application with slot for external compact flash	
Num. of Screens	Up to 999 limited by memory		
Real Time Clock	None	Built into panel (PLC clock is still accessible if available), No Real Time Clock for SE Series	
Screen Saver	Yes, Backlight off		
Serial & Ethernet Communications	PLC port: RS-232/RS-422/RS-485 15-pin D-sub (female)	PLC port: RS-232/RS-422/RS-485 15-pin D-sub (female), Ethernet port for CE OS, SE Series and Universal Ethernet Models	
	Download/program port: RS-232/RS-422/RS-485 9-pin D-sub (female), Ethernet for SE Model	Download/program port: RS-232/RS-422/RS-485 9-pin D-sub (female) for Dedicated OS & additional USB and Ethernet for CE OS, Ethernet Programming for "SE" Models	
Hardware, Network Communications	Not available on SE Series Model, All option cards available on Dedicated OS, All Network card except NetView card available on CE OS		
Weight	1.8 lbs for Aluminum, 2.6 for Stainless Steel	2.8 lbs for Aluminum, 3.8 lbs for Stainless Steel	

Uticor Tough panel 8 and 10-inch Model Specifications

Part Number	UTX-08TC-X-X (Dedicated OS or CE OS, option cards, universal ethernet option)	UTX-10TC-X-X (Dedicated OS or CE OS, option cards, universal ethernet option)	UTX-15TC-X-X (Dedicated OS or CE OS, option cards, universal ethernet option)
			
Specification	8.2" TFT Color	10.4" TFT Color	15" TFT Color
Enclosure	NEMA 4/4X, IP 66, Class I, Div. II with FDA Compliance, Aluminum or Stainless Steel		
Display View Area	6.73" x 5.10" (170.9 x 129.6mm)	8.31" x 6.22" (211.07 x 158 mm)	12.02" x 9.01" (305.28 x 228.96 mm)
Screen Pixels	640 x 480		
Backlight	White LED		
Brightness (Nits)	500		
Life (Hours)	100,000hrs @60°C		
Cell Matrix	16 x 12 for a total of 192 resistive cells for Dedicated OS, Analog Resistive or CE OS		
CPU Type	Motorola Coldfire 32-bit, 40 MHz for Dedicated OS, Alchemy 333 MHz		
Power Supply Required	24VDC (20-30VDC operating range), 1.5A switching		
Power @ 24 VDC (watts)	18 Watts	25 Watts	
Approvals	UL, CUL, CE		
Operating Temp.	-20° to 60° C (-4 to 140° F)		
Storage Temp.	-20° to 65° C (-4 to 149° F)		
Humidity	10-95% RH, relative humidity		
Electrical Noise	NEMA ICS 2-230 showering arc ANSI C37.90a-1974 SWC Level C Chattering Relay Test		
Withstand Voltage	1000VDC (1 minute), between power supply input terminal and protective ground (FG)		
Insulation Res.	Over 20 MΩ, between power supply input and terminal and protective ground (FG)		
Vibration	5 to 55Hz 3G for 2 hours in the X, Y and Z axes		
Shock	20G for under 12ms in the X, Y and Z axes		
User Memory - System RAM	1 MB for Dedicated OS and 64MB for CE OS		
User Memory - Exp. RAM	512 KB and 1 MB for Dedicated OS and No expansion on CE OS or SE Series		
User Memory - Flash	For Dedicated OS: 1MB or 2MB Flash card for user program back-up. No flash option for SE Series For CE OS: 2MB internal for HMI application with slot for external compact flash.		
Num. of Screens	Up to 999 limited by memory		
Real Time Clock	Built into panel (PLC clock is still accessible if available), No Real Time Clock for SE Series		
Screen Saver	Yes, Backlight off		
Serial & Ethernet Communications	PLC port: RS-232/RS-422/RS-485 15-pin D-sub (female), Ethernet port for CE OS, SE Series and Universal Ethernet Models Download/program port: RS-232/RS-422/RS-485 9-pin D-sub (female) for Dedicated OS & additional USB and Ethernet for CE OS, Ethernet Programming for "SE" Models		
Hardware, Network Communications	Not available on SE Series Model, All option cards available on Dedicated OS, All Network card except NetView card available on CE OS		
Weight	3.8 lbs for Aluminum, 4.8 lbs for Stainless Steel	4.8 lbs for Aluminum, 6.8 lbs for Stainless Steel	8.9 lbs for Aluminum, 11.9 lbs for Stainless Steel