

How to select Part Numbers and Order ?

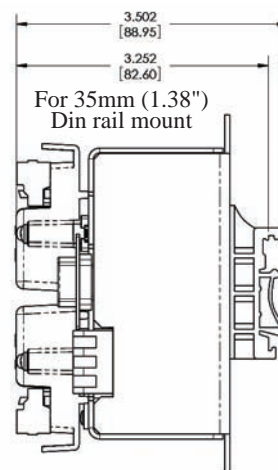
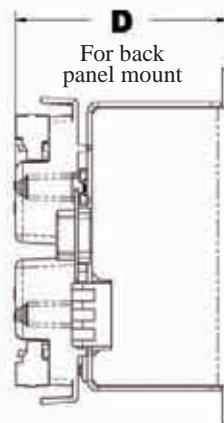
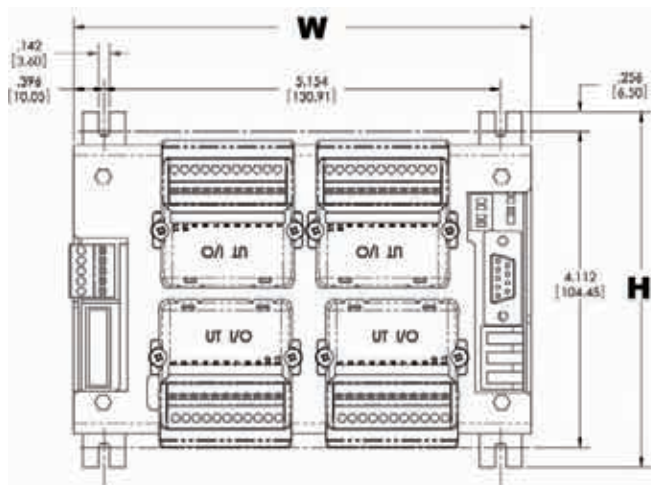
$$\text{UTRIO} - \frac{X}{1} - \frac{XX}{2} - \frac{X}{3}$$

- 1 Power Input, "A" for AC Model, "D" for DC Model
- 2 PLC Base, "32" for 32 Base I/O, "48" for 48 Base I/O, "64" for 64 Base I/O, "96" for 96 Base I/O
- 3 Optional Ethernet for RIO Communication and/or Programming
 - 0 - Standard
 - E - Ethernet
- 4 Optional Card, "P" for Profibus, "D" for DeviceNet

Part Numbers for UTLINK

UTI/O Link and Accessories	
Part	Description
UT-LINK-CBL	Cable
UT-LINK-RLY	8 of 10 Amp Relays 1 Form C
UT-LINK-EXT	11-pin Extender board

Model Number	R-I/O Width (W)	R-I/O Height (H)	R-I/O Depth (D)
UTRIO-X-32-X	151.01 (5.94")	117.45 (4.62")	69.90 (2.75")
UTRIO-X-48-X	217.05 (8.54")	117.46 (4.62")	69.90 (2.75")
UTRIO-X-64-X	239.78 (9.44")	141.09 (5.55")	69.90 (2.75")
UTRIO-X-96-X	382.04 (15.04")	125.08 (4.92")	69.90 (2.75")



Note - For Electrical, Mechanical and **Environmental Specifications check Tough PLC and Tough I/O individual Data for respective models**